

Non-Skid Floor Tiles •

Step Tiles •

Swimming Pool •

Copings

• *Supreme
Pool Plaster*

• *The Bohemian Range*



**UNION
TILES**
Pool Surrounds

Terrazzo Tiles and Pool Copings supplied to The Polana Hotel (Maputo)

Cement Finish



NUTMEG WEAVE SB
200 x 200 x 28mm

GREY WEAVE SB
200 x 200 x 28mm

BROWN WEAVE SB
200 x 200 x 28mm

TERRACOTTA
300 x 300 x 25mm
SINGLE ARRIS

Swimming Pool Copings

Cement Finish Pool Copings are supplied in the colours shown. Terrazzo Pool Copings can be manufactured in the same Terrazzo ColourRange as shown in the chart at the back of the brochure.



Terrazzo Finish



WHITE WTSBL
300 x 300 x 32mm

TERRACOTTA
ST14T SB
200 x 300 x 32mm

BROWN
NTOSL
400 x 400 x 32mm

TERRACOTTA
ST14EJ SB SE
200 x 200 x 23mm

Step Tiles

NTOM - BROWN
200 x 300 x 32mm



AGTKM - ASH GREY

WTLM - WHITE
300 x 300 x 32mm
STEP TILE

CTLMCOR - CREAM
300 x 300 x 32mm
STEP CORNER

THIS STEP
MOULD IS OFFERED
IN THE FOLLOWING
FOUR SIZES:
NM = 200 x 300 x 32mm
HM = 229 x 300 x 32mm
KM = 250 x 300 x 32mm
LM = 300 x 300 x 32mm

Step Tiles are available in a range of colours as shown in the colour chart at the back of this brochure, and are frequently used as pool copings.



Supreme Pool Plaster

Our pool plasters are manufactured using high quality imported white cement and the whitest marble powders and additives. The standard colour range includes White, Sky Blue, Charcoal, Sandstone and Emerald Green. Other colours can be blended to order at a small surcharge. Colours shown are as accurate as printing allows.



Bohemian Range



Terenzo Hair in Melville selected tiles from the rustic Bohemian Range in shades of black and grey to compliment their modern stylistic image.

The Bohemian Range is a unique rustic range of smooth textured, yet non-slip, cement based tiles, manufactured in 300 x 300 x 25mm and 250 x 250 x 23mm modules. Slight variations in shade and colour tone intensities are characteristic of the Bohemian Range, enhancing the rustic properties of the tile. Special colours to suit client's requirements can be manufactured.



The Bohemian Colour Range




The Bohemian Range incorporates the above 7 Colours.

Accessories



SINGLE ARRIS
AND CORNER TILES
FOR STEPS OR
VISIBLE EDGES
250 x 250 x 23mm
300 x 300 x 25mm



SKIRTINGS
250 x 75 x 23mm
300 x 75 x 25mm

Decorative Borders/Inlays



ROSETTA
150 x 150 x 25mm




LISTELLO
300 x 150 x 25mm

"Our Hard Wearing High Impact Resistant, No-Skid Ranges Have Stood The Test Of Time"

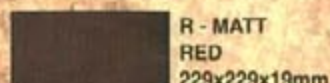
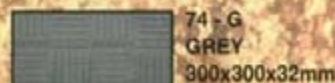
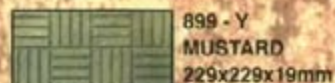
Non-Skid Terrazzo Tiles

Suitable for:

- Pedestrian malls • Staircases • Patios • Pool surroundings
- Corridors • Roof top waterproofing protection



Non-Skid Cement Tiles



Storage and Laying Instructions

To avoid possible soiling and crazing, tiles must be stored under cover in a dry area not in direct contact with soil. Ensure that different batches are not mixed when laid. The existing concrete base must be clean, damp and treated with a pure cement slurry. Thereafter a 25-30mm semi dry, thick screed (4:1 washed sand/cement ratio) is laid and a wet slurry applied over the screed. The tiles are then placed and tamped down with a rubber mallet to the correct level, leaving the required width of joint ($\pm 3-5$ mm). Grouting should commence 24-48 hours later, using our factory blended range of matching tile grout. The grout should be pointed round. All excess grout must be removed with a damp sponge 2-3 hours after grouting. Expansion joints are to be provided against walls and obstacles, when the surface of the floor is more than 10 linear metres and/or the total surface is more than 50 square metres.

Specifications

Conforms to CKS208 as regards cement, colour, aggregate, finish, pigments, shape, warpage, transverse strength and water absorption. Vibrated at high frequency and hydraulically pressed to minimum 150 ton pressure per tile, to ensure even distribution of granules and maximum composition/density.

Mass and Sizes

250 x 250 x 23 mm approximately 53kg/m²
300 x 300 x 25/32mm approximately 55kg/m² or 70kg/m²
400 x 400 x 32 mm approximately 70kg/m²

Maintenance and Sealing

Tiles are best maintained with clean water and S.Q.T. Tile Cleaner detergent. Avoid any products which can cause the formation of acid or alkaline reactions as these will damage the smooth surface. It is strongly recommended that tiles be factory sealed with Union Terrazzo sealer for the *Non-Skid Range* and SQT sealer for the *Bohemian Range* prior to installation, to protect them during the laying process and from following trades during construction. Thereafter a second coat can be applied after installation.

All displayed patterns may be ordered to be manufactured in any of the terrazzo colours shown.

N.B. All colours shown are as accurate as printing allows

UNION FLOORING TILES (PTY) LTD.
P.O. BOX 84, BEDFORDVIEW 2008
TEL: (011) 455-4220 (23 LINES) FAX: (011) 455-5395
SHOWROOM: CNR. NORTH REEF ROAD & A.G. DE WITT DRIVE, BEDFORDVIEW EAST, SOUTH AFRICA
e-mail: uniontil@cis.co.za or info@uniontiles.co.za
web site: www.uniontiles.co.za



**UNION
TILES**

*Non-skid &
Bohemian*

Polished Terrazzo Colour Chart



B11T
BLACK

AGT
ASH GREY



W13T
WHITE

ST14T
TERRACOTTA



OLT
OATMEAL

SUNT
SUNTAN



C13T
CREAM

H14T
LEATHER



LVET
LIGHT GREEN

LG11T
ICE



N13T
BROWN

FT
FAWN